

Data Synthesis:

Overarching Findings from Community Input and Secondary Data

Data Synthesis: Significant Health Needs

| Health/Quality of Life Category | Data Source(s) |
|--|--|
| Mental Health and Mental Disorders | <i>Community Survey, Secondary Data, 2019 Qualitative Data</i> |
| Alcohol and Drug Use | <i>Community Survey, Secondary Data, 2019 Qualitative Data</i> |
| Access to Healthcare | <i>Community Survey, 2019 Qualitative Data</i> |
| Health Equity (discrimination or inequity based on race/ethnicity, gender, age, sex) | <i>Community Survey, 2019 Qualitative Data</i> |
| Diabetes | <i>Community Survey, Secondary Data</i> |
| Weight Status, Nutrition and Healthy Eating | <i>Community Survey, Secondary Data</i> |
| Crime and Crime Prevention | <i>Community Survey</i> |
| Older Adults | <i>Secondary Data</i> |
| Maternal, Fetal and Infant Health | <i>Secondary Data</i> |
| Children's Health | <i>Secondary Data</i> |



Mental Health & Mental Disorders

Community Feedback

- One of the top health needs to be addressed from survey; impacts everyone (**44.95%**)
- Mental health care, resources, and available providers are disproportionate to community need

Warning Indicators

- Depression: Medicare Population
- Age-Adjusted Death Rate due to Alzheimer's Disease
- Age-Adjusted Death Rate due to Suicide
- Alzheimer's Disease or Dementia: Medicare Population

Access to mental health providers and stigma around receiving care impact whether individuals receive the mental health services they need-
2019 Qualitative Data

Secondary Data

Topic Score:

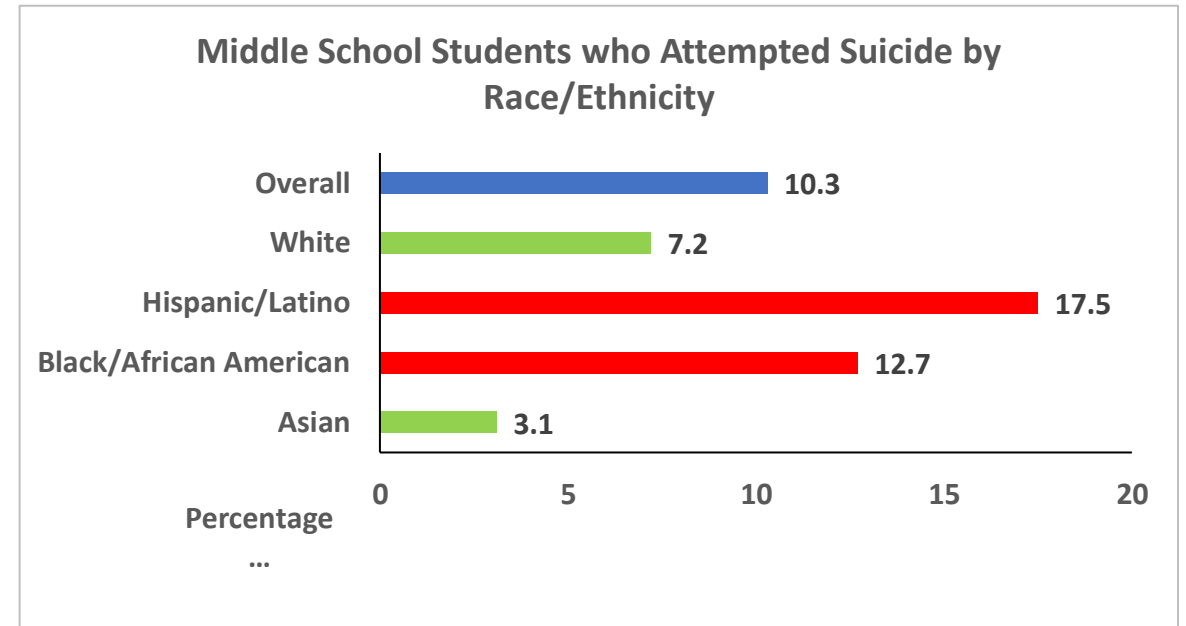
1.95





Mental Health & Mental Disorders

- Overall, **10.10%** of respondents reported the inability to access needed mental health services in the last 12 months (N=168)
 - Of these, **27.01%** reported cost/affordability being the biggest barrier to care
 - **19.54%** reported negative experience receiving care or services
 - **19.54%** reported that the hours of operation did not fit respondents schedule
 - **18.39%** reported that they did not know where to go





Alcohol & Drug Use

Community Feedback

- Drug abuse and alcohol abuse were two of the top risky behaviors that impact community health from the survey (56.55%)

Warning Indicators

- Liquor Store Density
- Alcohol-Impaired Driving Deaths
- Age-Adjusted Drug and Opioid-Involved Overdose Death Rate

Individuals are abusing substances originally prescribed for pain management purposes. This includes opioids, which then turn into addiction. Opioid abuse was a concern among participants—
2019 Qualitative Data

Secondary Data



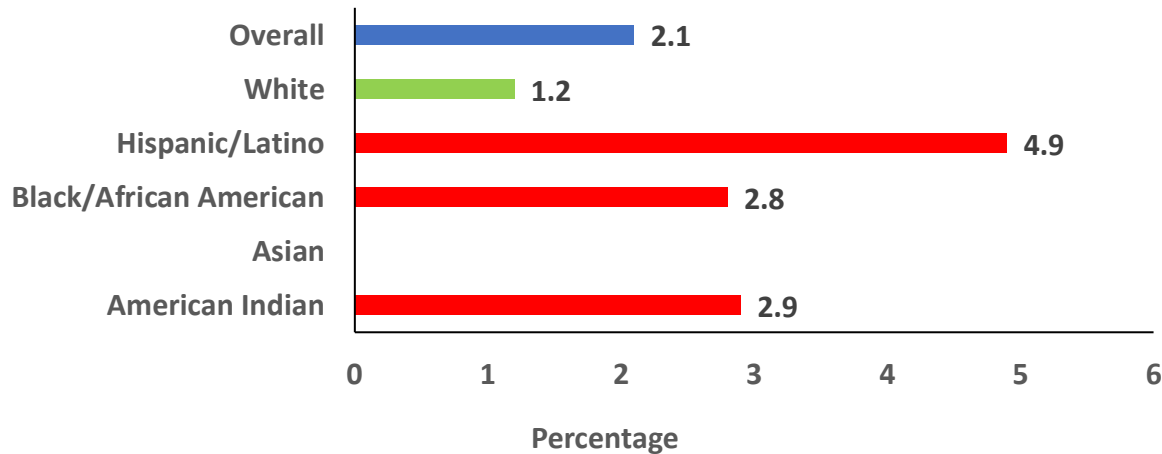
Topic Score:

1.82



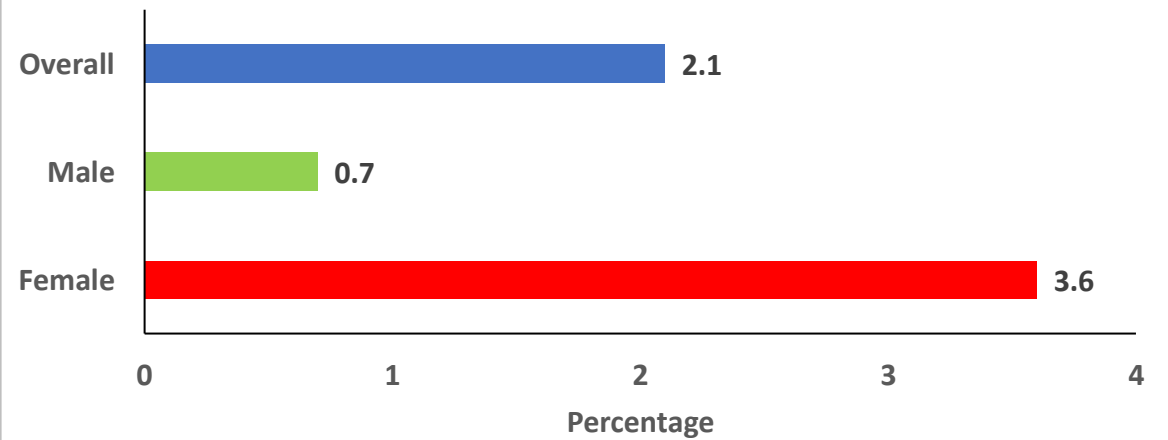
Alcohol & Drug Use

Middle School Students who Took a Prescription Drug Such as Ritalin, Adderall or Xanax without a Doctor prescription by race/ethnicity



Data Source: Michigan Profile of Healthy Youth (2017-2018)

Middle School Students who Took a Prescription Drug Such as Ritalin, Adderall or Xanax without a Doctor prescription by gender



Data Source: Michigan Profile of Healthy Youth (2017-2018)



Access to Healthcare

Community Feedback

- Top priority from community survey (**36.87%**)
- Cost of healthcare is a barrier
- Additional impact of Covid-19
- Long wait times to see a provider or specialist
- Lack of trust in healthcare services and/or providers

Warning Indicators

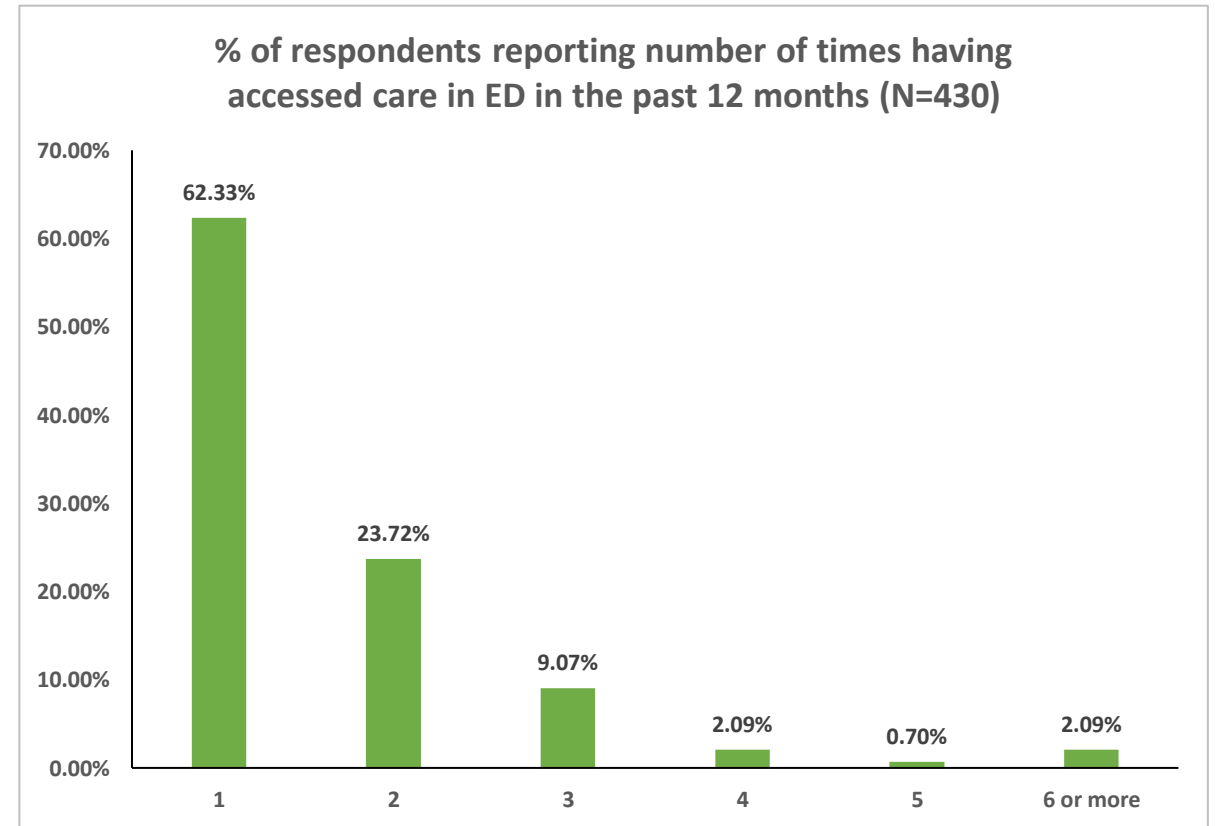
- Percentage of women receiving prenatal care in the first trimester
- Children with health insurance
- Adults with health insurance

Navigating the health care system was described as difficult. Having individuals such as case managers or patient advocates available to assist patients was recommended-
2019 Qualitative Data



Access to Healthcare

- **25.70%** of respondents had accessed care in the ED in the past 12 months (N=429)
- Why they accessed care in the ED
 - **48.35%** Emergency or life-threatening situation
 - **31.84%** Because there were no after clinic hours or they needed care over the weekend





Health Equity

(Discrimination or inequity based on race/ethnicity, gender, age, sex)

Community Feedback

- Top concern of people who are at higher risk for discrimination or inequity (**N= 313**)
- **21.09%** of survey respondents think discrimination or inequity based on race/ethnicity, gender, age, sex needs to be addressed

Language barriers are sometimes addressed by online and phone interpretation services and some in-person translators, but a barrier still exists. Having more interpreters in-person was a recommended solution, specifically having someone from the community served act as the translator –
2019 Qualitative Data

Participants were concerned about vulnerable populations receiving healthcare and support to be healthy. Certain populations have more barriers to accessing services than other populations such as the Latinx, LGBTQ and Burmese. These populations at times need additional supports to help them become and stay healthy –
2019 Qualitative Data



Diabetes

Community Feedback

- 21.64% respondents responded Diabetes as health need in the community

Warning Indicators


- Age-Adjusted Death Rate due to Diabetes
- Adults with Diabetes
- Diabetes: Medicare Population

Secondary Data

Topic Score:



2.28



Weight Status, Nutrition and Healthy Eating

Community Feedback

- **33.01%** respondents responded Weight Status as top 3 health need in the community
- **22.33%** of respondents described Nutrition and Healthy eating as important health problem in the community

Warning Indicators

- Adults who are Overweight

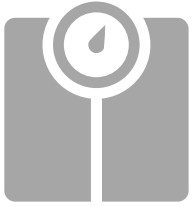
Those in poverty are unable to prioritize health and the costs associated with maintaining good health, such as purchasing healthy foods –
2019 Qualitative Data

Secondary Data

Topic Score:

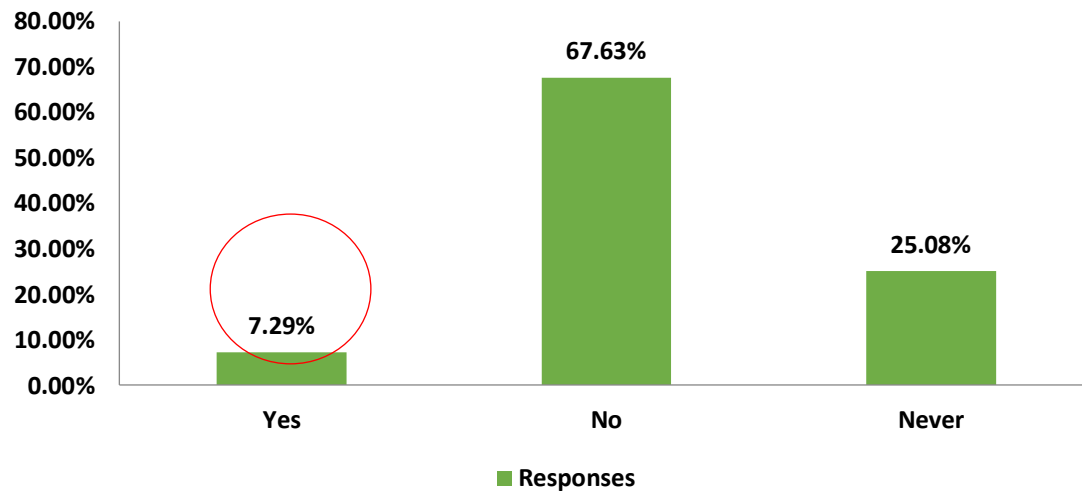


1.87

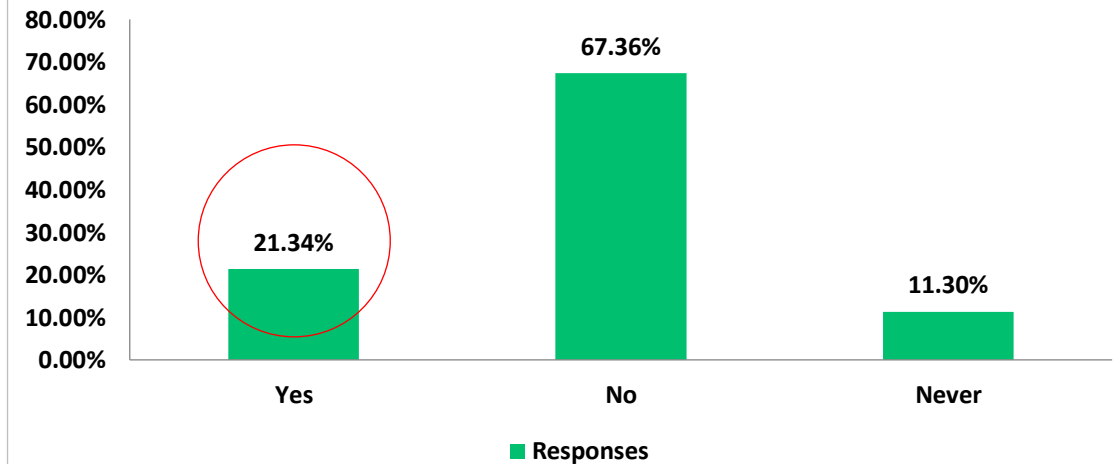


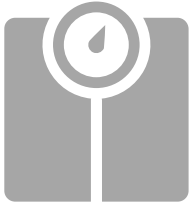
Weight Status, Nutrition and Healthy Eating

% of respondents reporting if in the last month, you or your family ever eat less than you felt you should because there wasn't enough money for food. (N=1563)



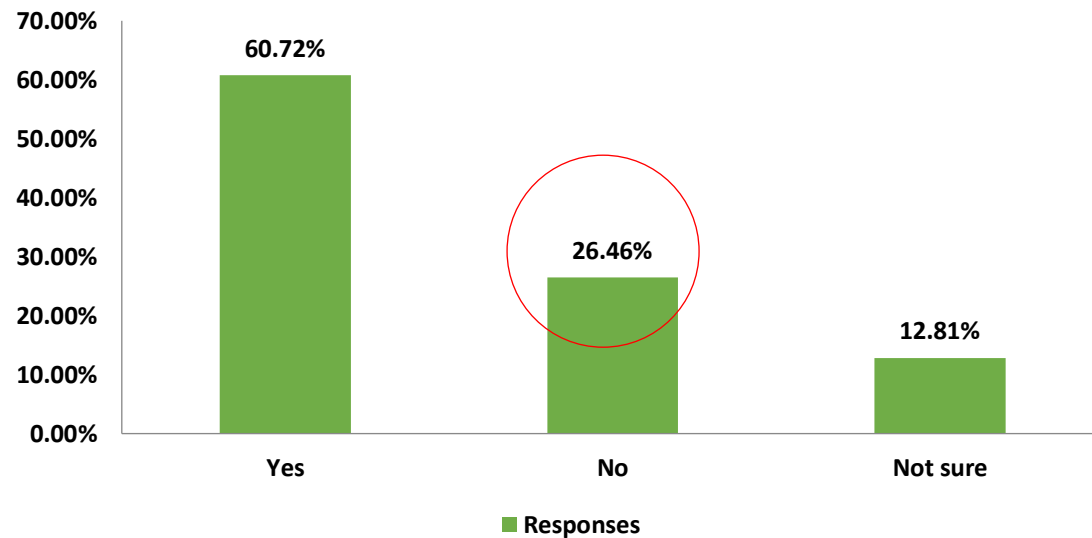
% of respondents with lower incomes reporting if in the last month, you or your family ever eat less than you felt you should because there wasn't enough money for food. (N=238)



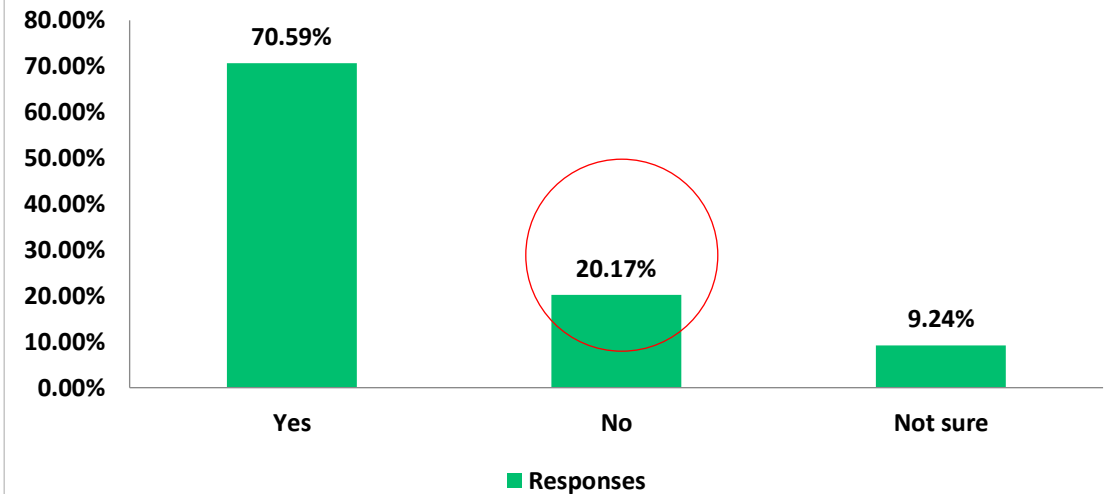



Weight Status, Nutrition and Healthy Eating

**% of respondents reporting if need be they know where to get food from a Food Bank or Food Pantry.
(N=1553)**



**% of respondents with lower income reporting if need be they know where to get food from a Food Bank or Food Pantry.
(N=238)**





Crime and Crime Prevention

Community Feedback

- Top priority from community survey (**24.70%**)
- **428** of total survey respondents and **23.08%** of Hispanic/Latino/Latinx population thinks crime and crime prevention such as robberies, shootings, and other violent crimes to be addressed in the community



Older Adults

Warning Indicators

- Chronic Kidney Disease: Medicare Population
- Depression: Medicare Population
- Age-Adjusted Death Rate due to Alzheimer's Disease
- Heart Failure: Medicare Population
- Hypertension: Medicare Population
- COPD: Medicare Population
- People 65+ Living Alone
- Rheumatoid Arthritis or Osteoarthritis: Medicare Population
- Diabetes: Medicare Population
- Hyperlipidemia: Medicare Population
- Alzheimer's Disease or Dementia: Medicare Population

Secondary Data

Topic Score:



1.88



Maternal, Fetal and Infant Health

Warning Indicators

- Mothers who Received Early Prenatal Care
- Babies with Low Birth Weight
- Preterm Births
- Teen Birth Rate: 15-19
- Teen Pregnancy Rate

Secondary Data

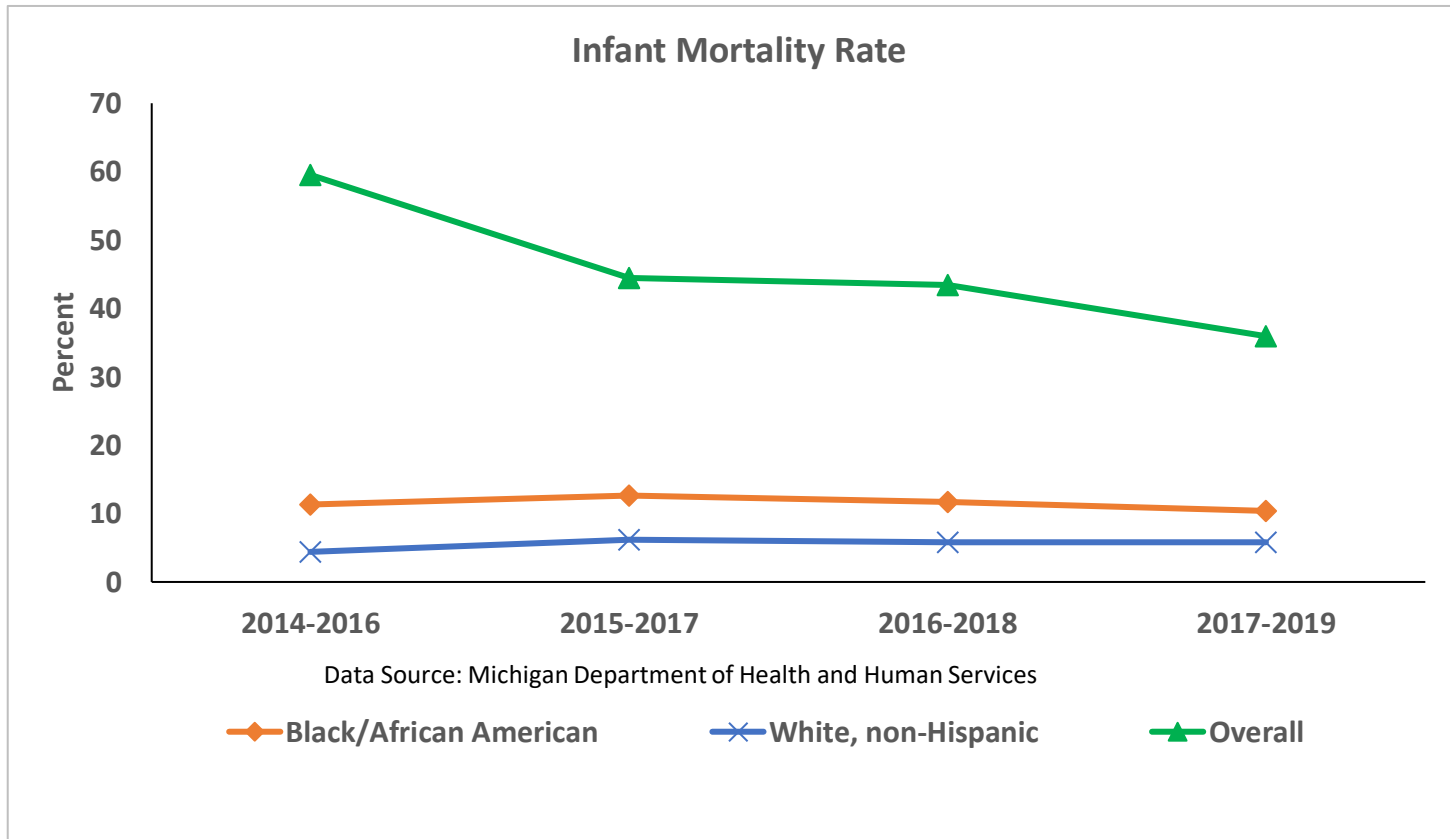
Topic Score:



1.85



Maternal, Fetal and Infant Health



There was a concern with inequities associated with infant mortality, specifically between African Americans/Blacks and Whites –
–
2019 Qualitative Data



Children's Health

Warning Indicators

- Immunization Status of 19 to 35-Month-Old Children
- Child Food Insecurity Rate
- Substantiated Child Abuse Rate

Secondary Data


Topic Score:




1.75

Breakout Rooms

Q 1. What did you find most interesting about the data (community survey, secondary data and 2019 qualitative data) that was presented?



Q 2. Was there anything that was presented today that surprised you based on your experience living or working in Calhoun County?



Q 3. Based on the 10 trending health topics from the survey for community input and secondary data, is there any feedback or additional thoughts you'd like to add for consideration related to these topics?



Data Synthesis: Significant Health Needs

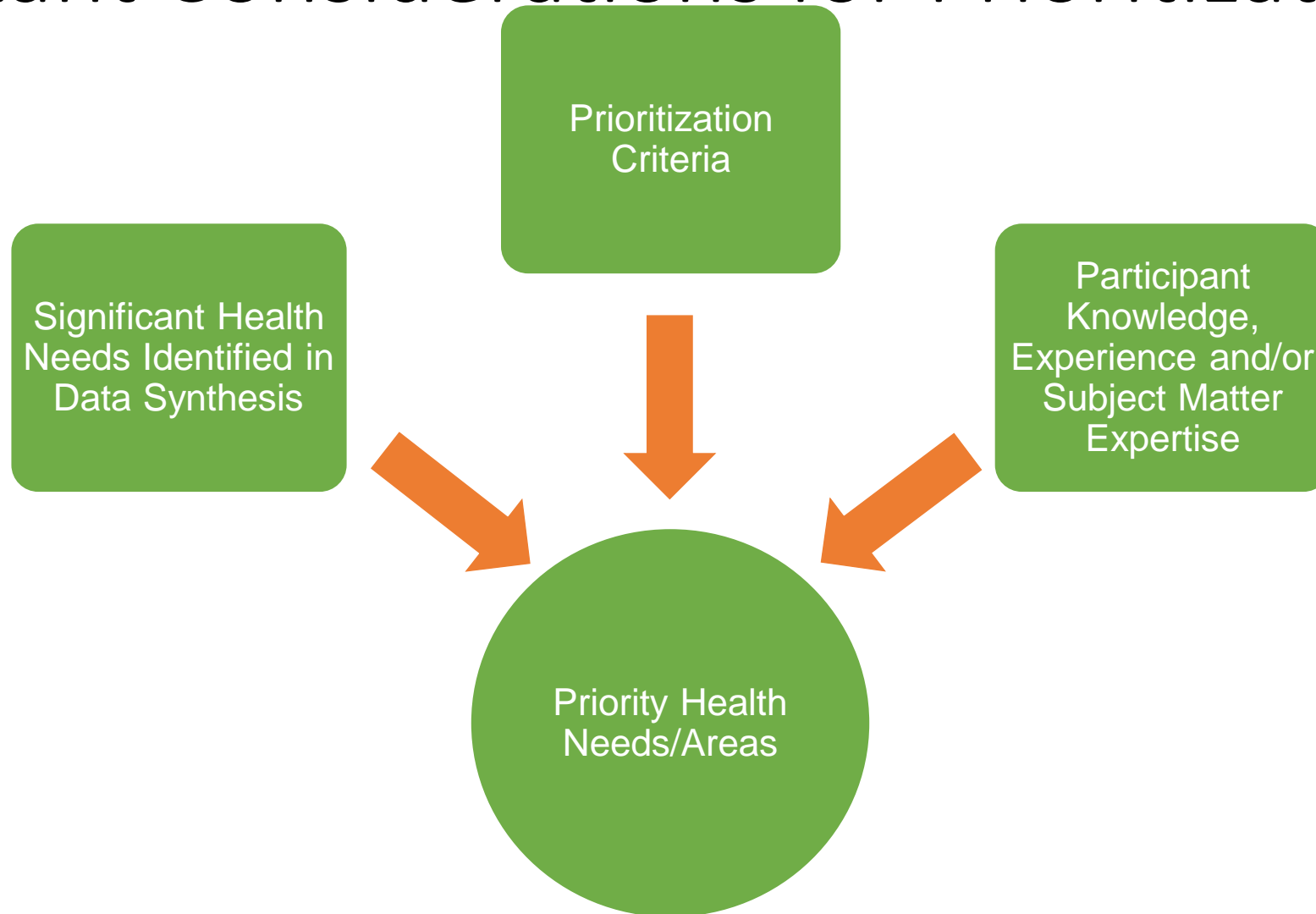
| Health/Quality of Life Category | Data Source(s) |
|--|--|
| Mental Health and Mental Disorders | <i>Community Survey, Secondary Data, 2019 Qualitative Data</i> |
| Alcohol and Drug Use | <i>Community Survey, Secondary Data, 2019 Qualitative Data</i> |
| Access to Healthcare | <i>Community Survey, 2019 Qualitative Data</i> |
| Health Equity (discrimination or inequity based on race/ethnicity, gender, age, sex) | <i>Community Survey, 2019 Qualitative Data</i> |
| Diabetes | <i>Community Survey, Secondary Data</i> |
| Weight Status, Nutrition and Healthy Eating | <i>Community Survey, Secondary Data</i> |
| Crime and Crime Prevention | <i>Community Survey</i> |
| Older Adults | <i>Secondary Data</i> |
| Maternal, Fetal and Infant Health | <i>Secondary Data</i> |
| Children's Health | <i>Secondary Data</i> |

Prioritization Session

Data Synthesis: Significant Health Needs

| Health/Quality of Life Category | Data Source(s) |
|--|--|
| Mental Health and Mental Disorders | <i>Community Survey, Secondary Data, 2019 Qualitative Data</i> |
| Alcohol and Drug Use | <i>Community Survey, Secondary Data, 2019 Qualitative Data</i> |
| Access to Healthcare | <i>Community Survey, 2019 Qualitative Data</i> |
| Health Equity (discrimination or inequity based on race/ethnicity, gender, age, sex) | <i>Community Survey, 2019 Qualitative Data</i> |
| Diabetes | <i>Community Survey, Secondary Data</i> |
| Weight Status, Nutrition and Healthy Eating | <i>Community Survey, Secondary Data</i> |
| Crime and Crime Prevention | <i>Community Survey</i> |
| Older Adults | <i>Secondary Data</i> |
| Maternal, Fetal and Infant Health | <i>Secondary Data</i> |
| Children's Health | <i>Secondary Data</i> |

Important Considerations for Prioritization



Calhoun County CHNA Prioritization Activity

- For URL to Microsoft Form: Please check chat box
- QR Code for Prioritization Activity Form



Thank you for your Participation

Next Steps:

- Upon completion and submission of your prioritization responses, Conduent Healthy Communities Institute will total the scores from all the responses and provide the health needs list back to the Calhoun workgroup in rank order from the highest scoring need to the lowest scoring need.
- The Calhoun Workgroup will use these results to inform their decision-making process on the “prioritized” health needs they will focus on over the next few years.

Thank You

Data Synthesis:

Overarching Findings from Community Input and Secondary Data

Data Synthesis: Significant Health Needs

| Health/Quality of Life Category | Data Source(s) |
|--|--|
| Mental Health and Mental Disorders | <i>Community Survey, Secondary Data, 2019 Qualitative Data</i> |
| Alcohol and Drug Use | <i>Community Survey, Secondary Data, 2019 Qualitative Data</i> |
| Access to Healthcare | <i>Community Survey, 2019 Qualitative Data</i> |
| Health Equity (discrimination or inequity based on race/ethnicity, gender, age, sex) | <i>Community Survey, 2019 Qualitative Data</i> |
| Diabetes | <i>Community Survey, Secondary Data</i> |
| Weight Status, Nutrition and Healthy Eating | <i>Community Survey, Secondary Data</i> |
| Crime and Crime Prevention | <i>Community Survey</i> |
| Older Adults | <i>Secondary Data</i> |
| Maternal, Fetal and Infant Health | <i>Secondary Data</i> |
| Children's Health | <i>Secondary Data</i> |



Mental Health & Mental Disorders

Community Feedback

- One of the top health needs to be addressed from survey; impacts everyone **(44.95%)**
- Mental health care, resources, and available providers are disproportionate to community need

Warning Indicators

- Depression: Medicare Population
- Age-Adjusted Death Rate due to Alzheimer's Disease
- Age-Adjusted Death Rate due to Suicide
- Alzheimer's Disease or Dementia: Medicare Population

Access to mental health providers and stigma around receiving care impact whether individuals receive the mental health services they need-
2019 Qualitative Data

Secondary Data

Topic Score:

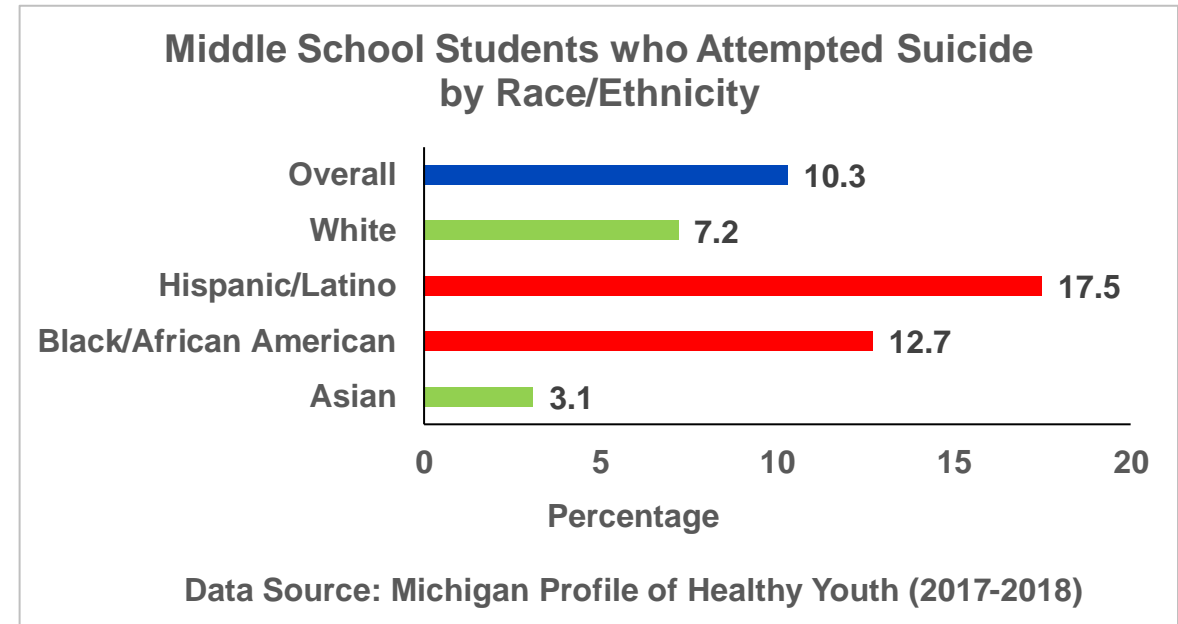
1.95





Mental Health & Mental Disorders

- Overall, **10.10%** of respondents reported the inability to access needed mental health services in the last 12 months (N=168)
 - Of these, **27.01%** reported cost/affordability being the biggest barrier to care
 - **19.54%** reported negative experience receiving care or services
 - **19.54%** reported that the hours of operation did not fit respondents schedule
 - **18.39%** reported that they did not know where to go





Alcohol & Drug Use

Community Feedback

- Drug abuse and alcohol abuse were two of the top risky behaviors that impact community health from the survey (56.55%)

Warning Indicators

- Liquor Store Density
- Alcohol-Impaired Driving Deaths
- Age-Adjusted Drug and Opioid-Involved Overdose Death Rate

Individuals are abusing substances originally prescribed for pain management purposes. This includes opioids, which then turn into addiction. Opioid abuse was a concern among participants—
2019 Qualitative Data

Secondary Data



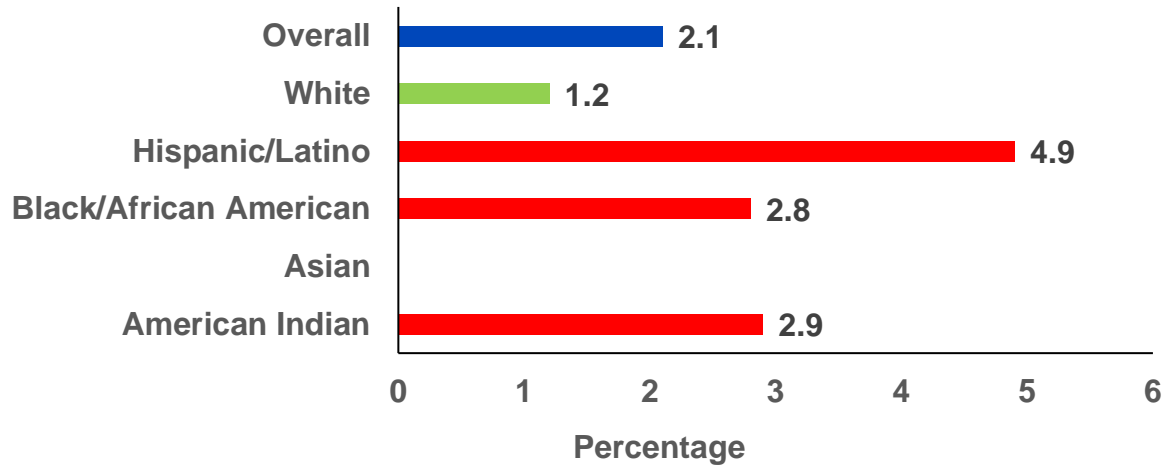
Topic Score:

1.82



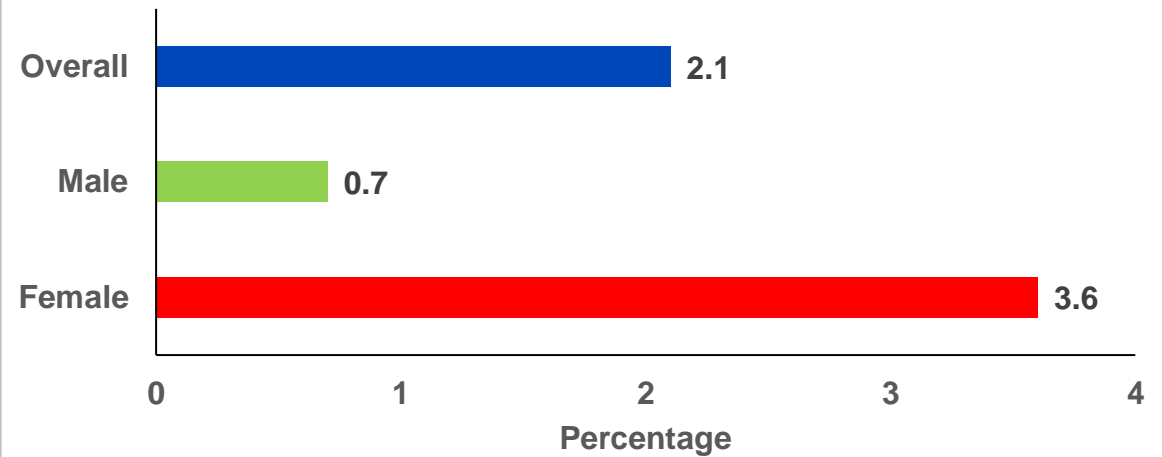
Alcohol & Drug Use

Middle School Students who Took a Prescription Drug Such as Ritalin, Adderall or Xanax without a Doctor prescription by race/ethnicity



Data Source: Michigan Profile of Healthy Youth (2017-2018)

Middle School Students who Took a Prescription Drug Such as Ritalin, Adderall or Xanax without a Doctor prescription by gender



Data Source: Michigan Profile of Healthy Youth (2017-2018)



Access to Healthcare

Community Feedback

- Top priority from community survey (**36.87%**)
- Cost of healthcare is a barrier
- Additional impact of Covid-19
- Long wait times to see a provider or specialist
- Lack of trust in healthcare services and/or providers

Warning Indicators

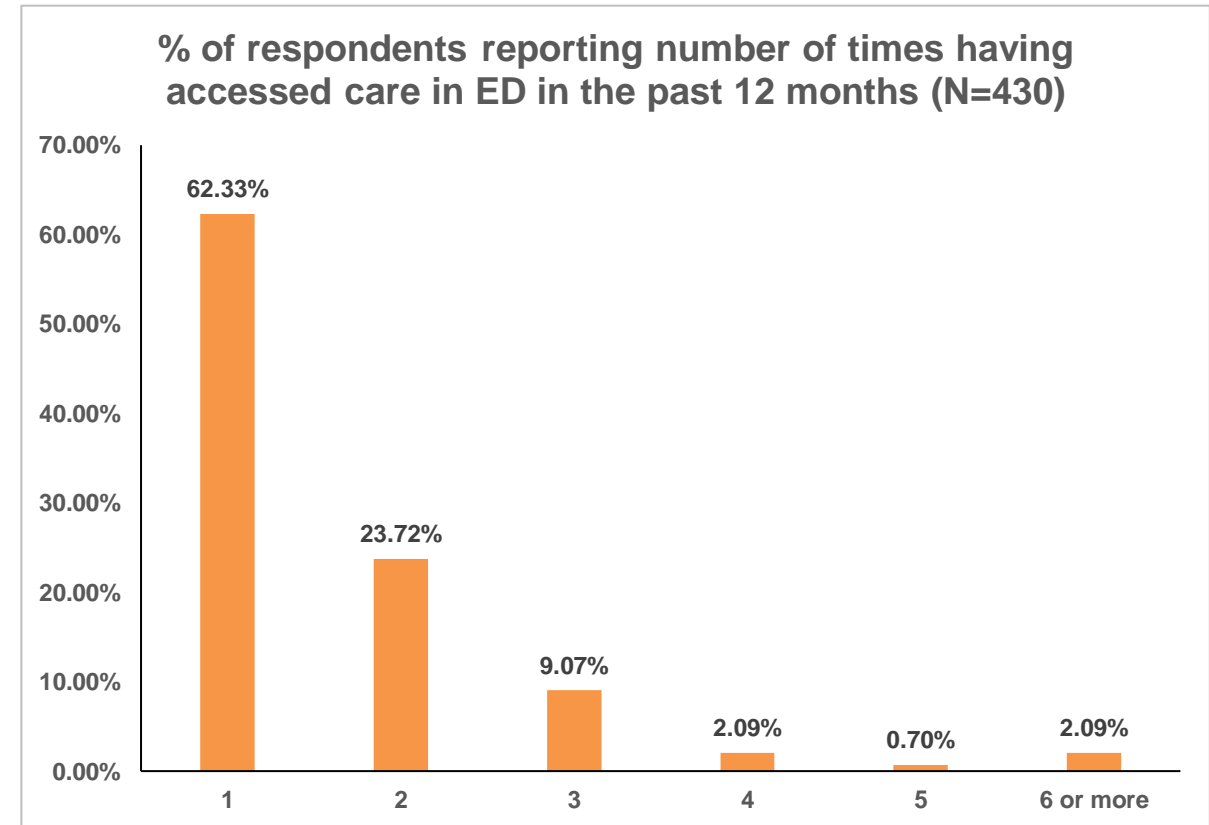
- Percentage of women receiving prenatal care in the first trimester
- Children with health insurance
- Adults with health insurance

Navigating the health care system was described as difficult. Having individuals such as case managers or patient advocates available to assist patients was recommended-
2019 Qualitative Data



Access to Healthcare

- **25.70%** of respondents had accessed care in the ED in the past 12 months (N=429)
- Why they accessed care in the ED
 - **48.35%** Emergency or life-threatening situation
 - **31.84%** Because there were no after clinic hours or they needed care over the weekend





Health Equity

(Discrimination or inequity based on race/ethnicity, gender, age, sex)

Community Feedback

- Top concern of people who are at higher risk for discrimination or inequity (**N= 313**)
- **21.09%** of survey respondents think discrimination or inequity based on race/ethnicity, gender, age, sex needs to be addressed

Language barriers are sometimes addressed by online and phone interpretation services and some in-person translators, but a barrier still exists. Having more interpreters in-person was a recommended solution, specifically having someone from the community served act as the translator –
2019 Qualitative Data

Participants were concerned about vulnerable populations receiving healthcare and support to be healthy. Certain populations have more barriers to accessing services than other populations such as the Latinx, LGBTQ and Burmese. These populations at times need additional supports to help them become and stay healthy –
2019 Qualitative Data



Diabetes

Community Feedback

- **21.64%** respondents responded Diabetes as health need in the community

Warning Indicators

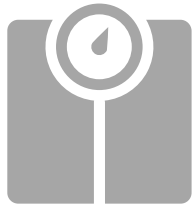
- Age-Adjusted Death Rate due to Diabetes
- Adults with Diabetes
- Diabetes: Medicare Population

Secondary Data

Topic Score:



2.28



Weight Status, Nutrition and Healthy Eating

Community Feedback

- **33.01%** respondents responded Weight Status as top 3 health need in the community
- **22.33%** of respondents described Nutrition and Healthy eating as important health problem in the community

Those in poverty are unable to prioritize health and the costs associated with maintaining good health, such as purchasing healthy foods –
2019 Qualitative Data

Warning Indicators

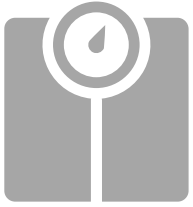
- Adults who are Overweight

Secondary Data

Topic Score:

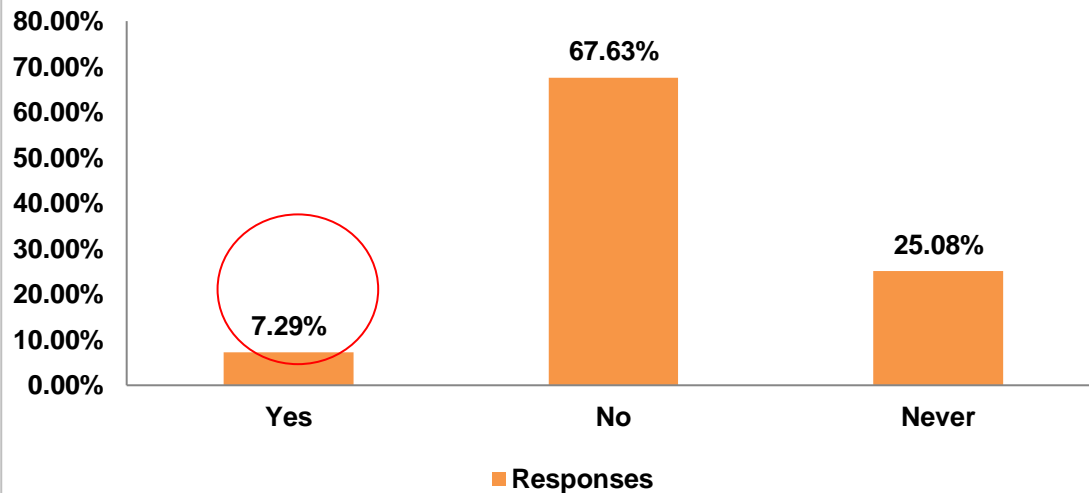


1.87

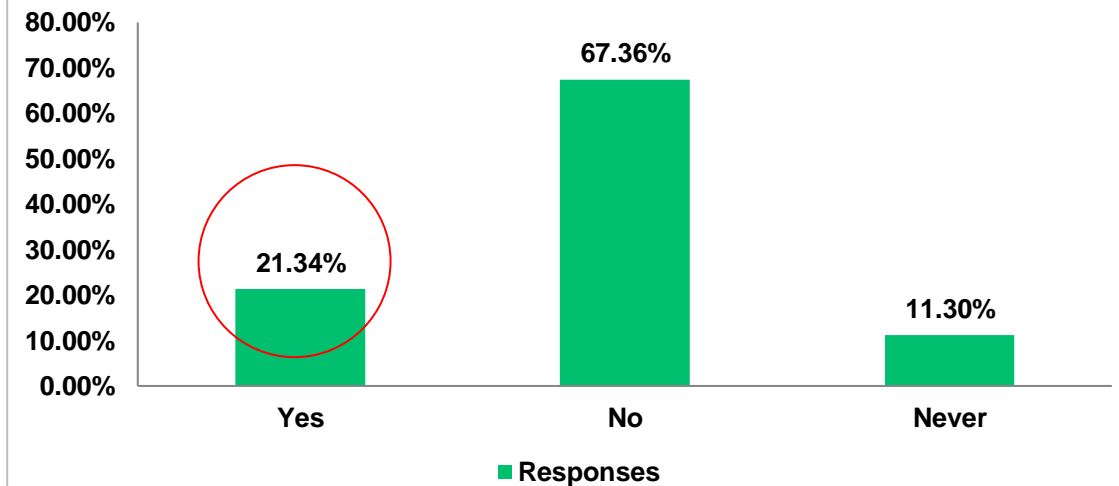


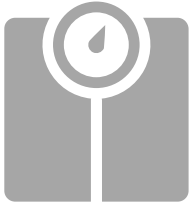
Weight Status, Nutrition and Healthy Eating

% of respondents reporting if in the last month, you or your family ever eat less than you felt you should because there wasn't enough money for food. (N=1563)



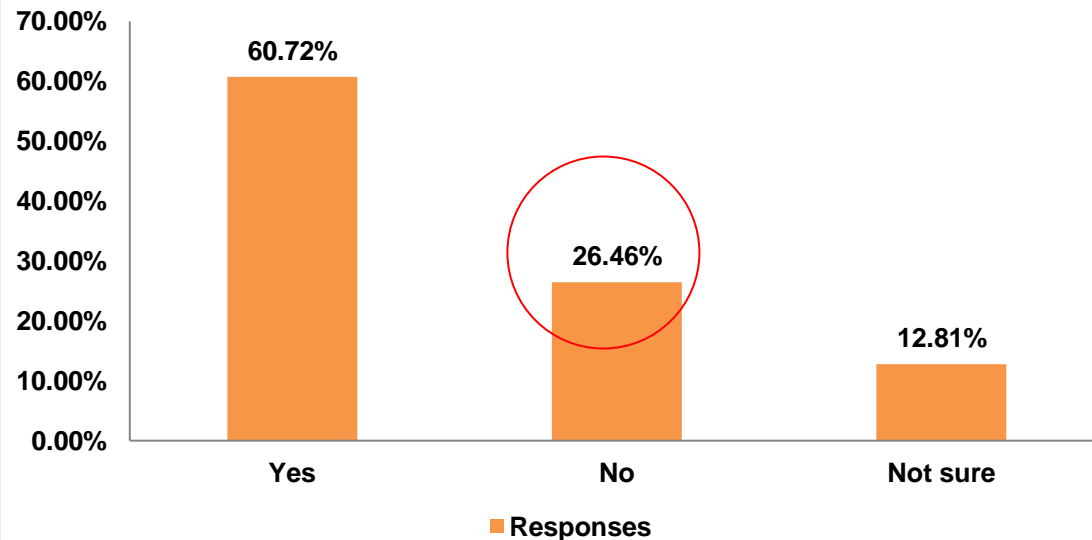
% of respondents with lower incomes reporting if in the last month, you or your family ever eat less than you felt you should because there wasn't enough money for food. (N=238)



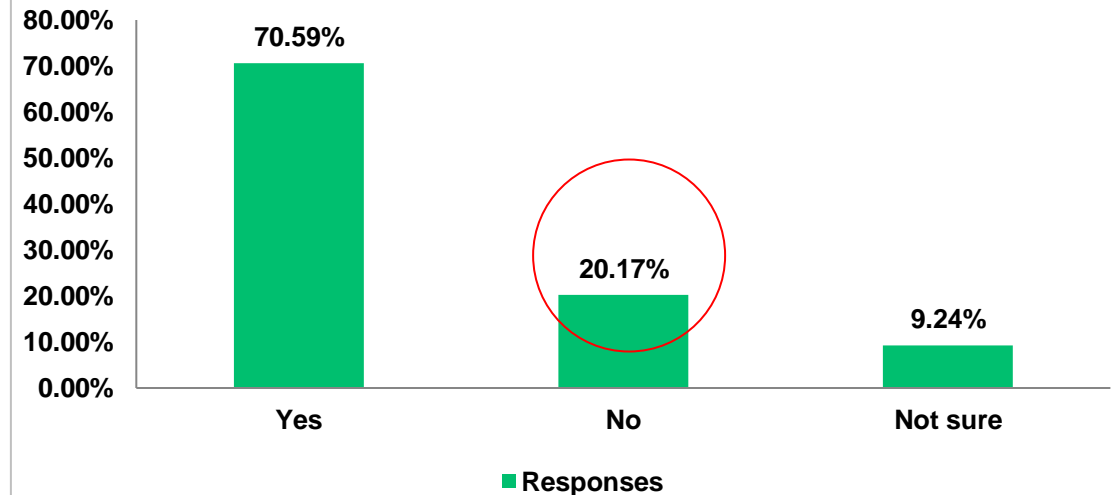



Weight Status, Nutrition and Healthy Eating

**% of respondents reporting if need be they know where to get food from a Food Bank or Food Pantry.
(N=1553)**



**% of respondents with lower income reporting if need be they know where to get food from a Food Bank or Food Pantry.
(N=238)**





Crime and Crime Prevention

Community Feedback

- Top priority from community survey (**24.70%**)
- **428** of total survey respondents and **23.08%** of Hispanic/Latino/Latinx population thinks crime and crime prevention such as robberies, shootings, and other violent crimes to be addressed in the community



Older Adults

Warning Indicators

- Chronic Kidney Disease: Medicare Population
- Depression: Medicare Population
- Age-Adjusted Death Rate due to Alzheimer's Disease
- Heart Failure: Medicare Population
- Hypertension: Medicare Population
- COPD: Medicare Population
- People 65+ Living Alone
- Rheumatoid Arthritis or Osteoarthritis: Medicare Population
- Diabetes: Medicare Population
- Hyperlipidemia: Medicare Population
- Alzheimer's Disease or Dementia: Medicare Population

Secondary Data

Topic Score:



1.88



Maternal, Fetal and Infant Health

Warning Indicators

- Mothers who Received Early Prenatal Care
- Babies with Low Birth Weight
- Preterm Births
- Teen Birth Rate: 15-19
- Teen Pregnancy Rate

Secondary Data

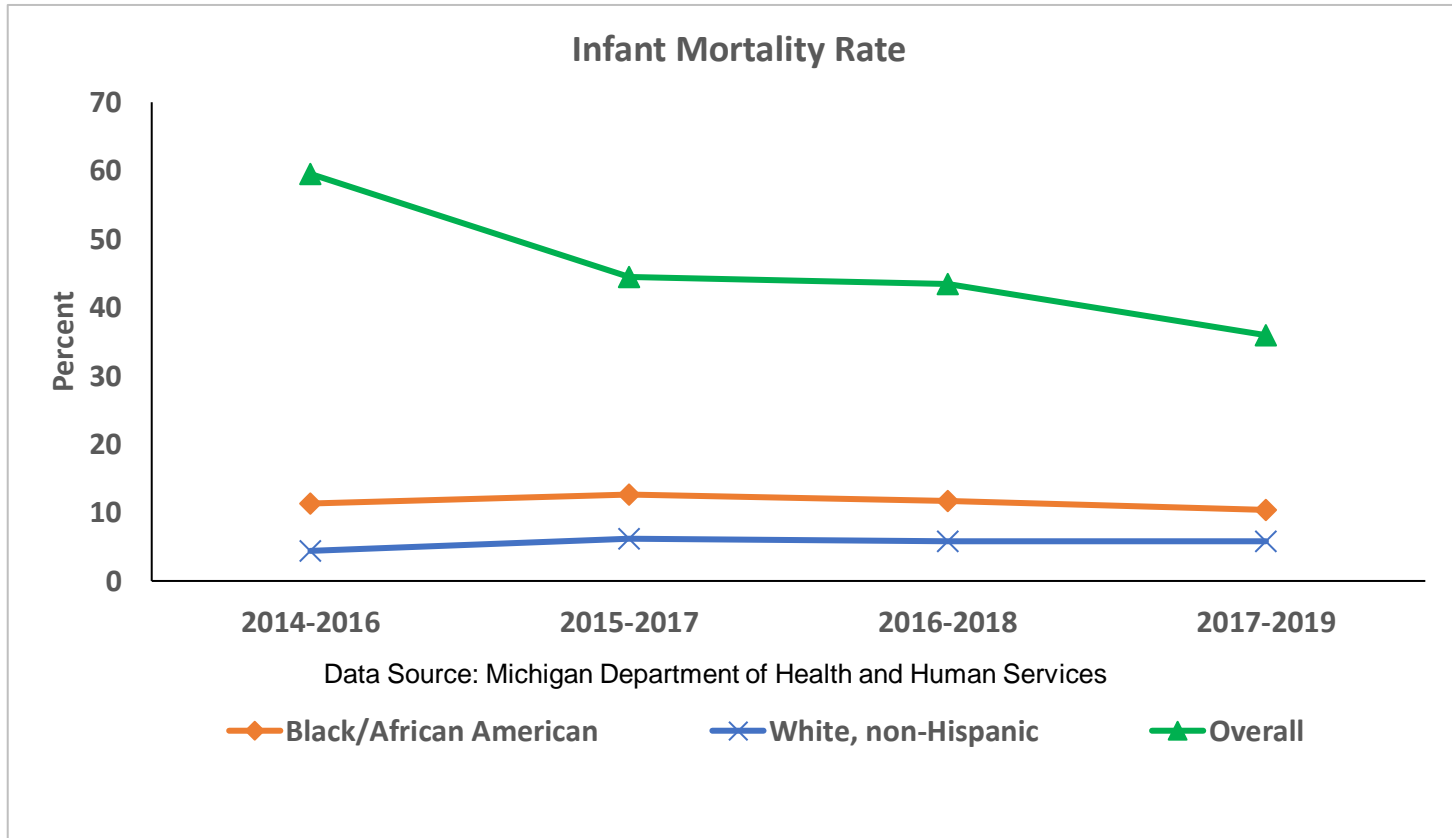
Topic Score:



1.85



Maternal, Fetal and Infant Health



There was a concern with inequities associated with infant mortality, specifically between African Americans/Blacks and Whites – 2019 Qualitative Data



Children's Health

Warning Indicators

- Immunization Status of 19 to 35-Month-Old Children
- Child Food Insecurity Rate
- Substantiated Child Abuse Rate

Secondary Data


Topic Score:



1.75

Breakout Rooms

Q 1. What did you find most interesting about the data (community survey, secondary data and 2019 qualitative data) that was presented?



Q 2. Was there anything that was presented today that surprised you based on your experience living or working in Calhoun County?



Q 3. Based on the 10 trending health topics from the survey for community input and secondary data, is there any feedback or additional thoughts you'd like to add for consideration related to these topics?



Data Synthesis: Significant Health Needs

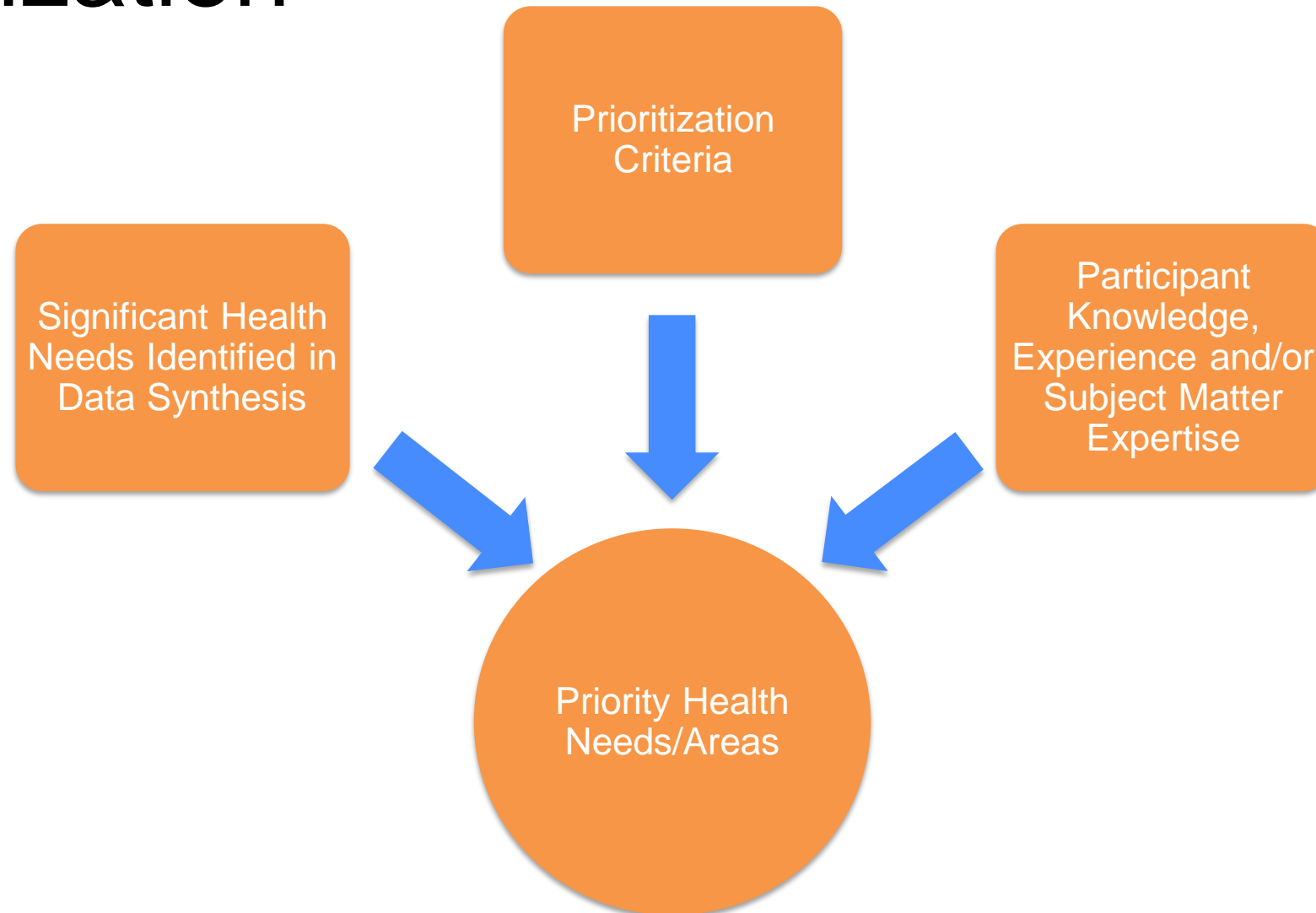
| Health/Quality of Life Category | Data Source(s) |
|--|--|
| Mental Health and Mental Disorders | <i>Community Survey, Secondary Data, 2019 Qualitative Data</i> |
| Alcohol and Drug Use | <i>Community Survey, Secondary Data, 2019 Qualitative Data</i> |
| Access to Healthcare | <i>Community Survey, 2019 Qualitative Data</i> |
| Health Equity (discrimination or inequity based on race/ethnicity, gender, age, sex) | <i>Community Survey, 2019 Qualitative Data</i> |
| Diabetes | <i>Community Survey, Secondary Data</i> |
| Weight Status, Nutrition and Healthy Eating | <i>Community Survey, Secondary Data</i> |
| Crime and Crime Prevention | <i>Community Survey</i> |
| Older Adults | <i>Secondary Data</i> |
| Maternal, Fetal and Infant Health | <i>Secondary Data</i> |
| Children's Health | <i>Secondary Data</i> |

Prioritization Session

Data Synthesis: Significant Health Needs

| Health/Quality of Life Category | Data Source(s) |
|--|--|
| Mental Health and Mental Disorders | <i>Community Survey, Secondary Data, 2019 Qualitative Data</i> |
| Alcohol and Drug Use | <i>Community Survey, Secondary Data, 2019 Qualitative Data</i> |
| Access to Healthcare | <i>Community Survey, 2019 Qualitative Data</i> |
| Health Equity (discrimination or inequity based on race/ethnicity, gender, age, sex) | <i>Community Survey, 2019 Qualitative Data</i> |
| Diabetes | <i>Community Survey, Secondary Data</i> |
| Weight Status, Nutrition and Healthy Eating | <i>Community Survey, Secondary Data</i> |
| Crime and Crime Prevention | <i>Community Survey</i> |
| Older Adults | <i>Secondary Data</i> |
| Maternal, Fetal and Infant Health | <i>Secondary Data</i> |
| Children's Health | <i>Secondary Data</i> |

Important Considerations for Prioritization



Calhoun County CHNA Prioritization Activity

- For URL to Microsoft Form: Please check chat box
- QR Code for Prioritization Activity Form



Thank you for your Participation

Next Steps:

- Upon completion and submission of your prioritization responses, Conduent Healthy Communities Institute will total the scores from all the responses and provide the health needs list back to the Calhoun workgroup in rank order from the highest scoring need to the lowest scoring need.
- The Calhoun Workgroup will use these results to inform their decision-making process on the “prioritized” health needs they will focus on over the next few years.

Thank You